

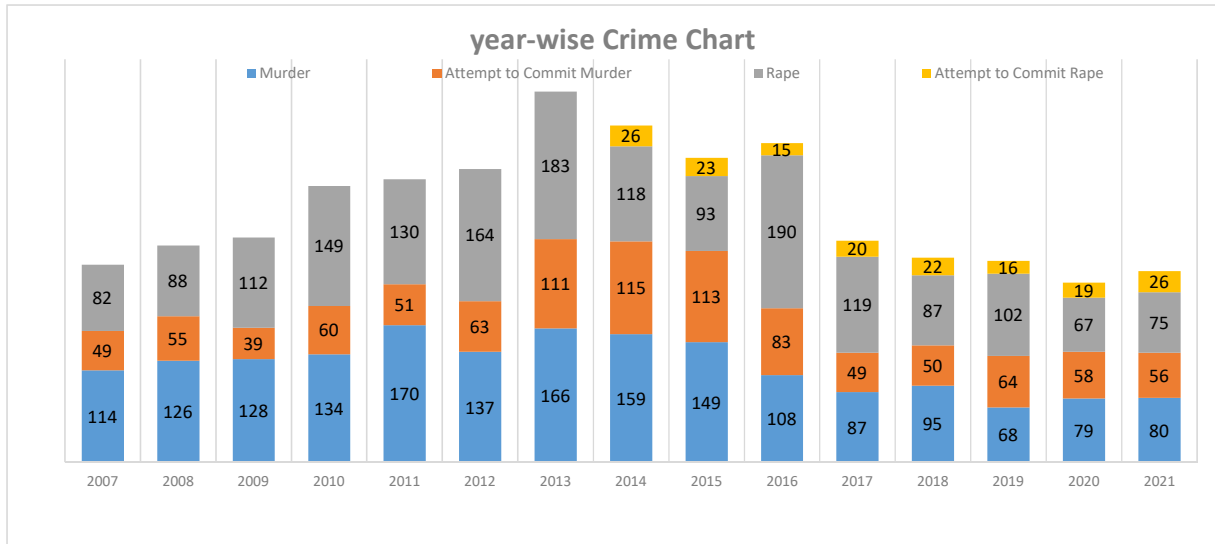
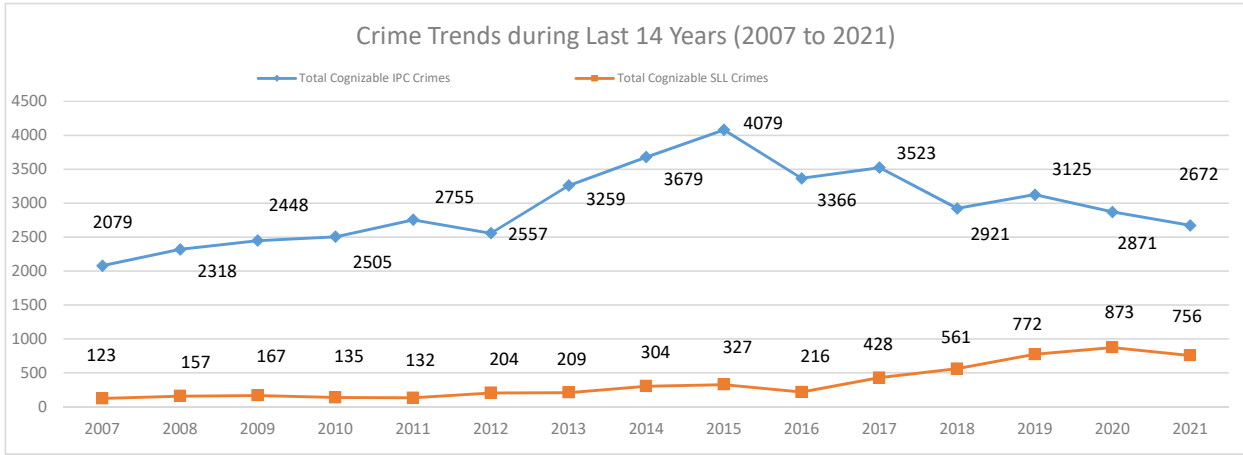
Year-wise Cognizable Crimes (under IPC) Reported in Meghalaya during the years 2007 to 2021

Sl No.	Crime Head	2007	2008	2009	2010	2011	2012	2013	2014	2015	2016	2017	2018	2019	2020	2021
1	Murder	114	126	128	134	170	137	166	159	149	108	87	95	68	79	80
2	Attempt to Commit Murder	49	55	39	60	51	63	111	115	113	83	49	50	64	58	56
3	Culpable Homicide not Amounting to Murder	8	6	12	8	3	8	19	12	3	5	7	9	4	6	10
4	Rape	82	88	112	149	130	164	183	118	93	190	119	87	102	67	75
5	Attempt to Commit Rape							26	23	15	20	22	16	19	26	
6	Kidnapping & Abduction	52	56	56	71	87	92	139	179	212	156	150	148	130	91	123
7	Dacoity	55	63	64	42	49	52	51	56	41	31	28	27	40	23	26
8	Robbery	56	65	67	67	63	46	68	97	89	87	64	56	83	54	69
9	Criminal Trespass/Burglary	203	168	147	166	145	145	187	146	212	219	281	270	272	230	113
10	Theft	500	669	545	664	696	543	617	857	820	871	876	671	752	711	727
11	Riots	33	8	18	7	8	0	13	8	1	1	5	5	0	2	1
12	Criminal Breach of Trust	17	32	26	37	52	44	98	61	48	63	54	27	69	47	49
13	Cheating	164	104	113	98	166	108	122	172	194	197	210	195	192	261	268
14	Forgery, fraud								40	52	55	28	29	35	33	63
15	Counterfeiting	12	10	9	4	13	13	18	10	2	9	2	0	2	4	5
16	Arson	36	28	54	52	34	61	127	38	34	29	71	59	75	39	27
17	Grievous Hurt	124	204	207	154	197	157	276	153	123	113	114	101	92	165	176
18	Dowry Deaths	2	2	0	0	1	1	2	1	1	0	1	1	3	1	0
19	Assault on Women with Intent to Outrage her Modesty	45	54	72	48	74	43	98	105	95	68	88	95	96	86	92
20	Insult to the Modesty of Women	1	4	1	0	1	0	0	54	20	17	21	16	18	16	24
21	Cruelty by Husband or his Relatives	19	32	24	24	21	16	23	42	44	26	20	18	23	17	21
22	Importation of Girls from Foreign Country	0	0	1	0	3	0	0	0	0	0	0	0	0	0	0
23	Causing Death by Negligence	68	64	72	53	90	102	129	148	136	114	149	157	139	107	126
24	Causing Injuries under Rash Driving								92	141	144	146	95	115	84	90
25	Offences Against State								32	20	42	27	9	0	0	2
26	Extortion								135	174	105	68	40	50	39	29
27	Human Trafficking (Section 370 & 370A IPC)								0	0	1	0	1	2	0	1
28	Unnatural Offences								0	2	0	4	2	0	2	0
29	Other IPC Crimes	439	480	681	667	701	762	812	823	1237	617	834	636	683	630	393
30	Total Cognizable IPC Crimes	2079	2318	2448	2505	2755	2557	3259	3679	4079	3366	3523	2921	3125	2871	2672

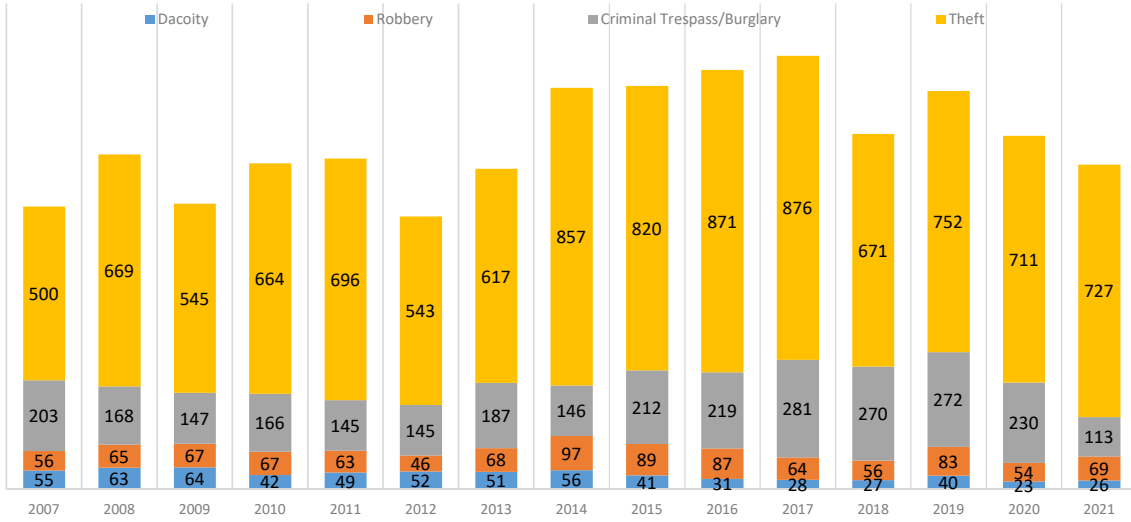
Note : Crime head SL. No. 4 - for the year 2016 data of Rape cases including Child Rape (POCSO Act. Sec. 4 & 6)

Year-wise Cognizable Crimes (under Local & Spl. Laws) Reported in Meghalaya during the years 2007 to 2021

Sl No.	Crime Head	2007	2008	2009	2010	2011	2012	2013	2014	2015	2016	2017	2018	2019	2020	2021
1	Arms Act, 1959	32	32	48	30	29	20	26	59	40	28	15	23	8	22	17
2	Narcotic Drugs & Psychotropic Substances Act, 1985	15	10	19	8	12	17	32	26	30	47	56	81	117	76	69
3	Gambling Act, 1867	27	32	14	8	5	13	16	9	4	3	0	9	1	3	3
4	Excise Act, 1944	7	17	0	5	0	0	2	10	2	0	14	0	1	1	3
5	Explosives and Explosive Substances Act	10	7	13	8	11	3	4	11	4	15	2	5	5	9	9
6	Immoral Traffic (Prevention) Act, 1956	1	3	1	3	2	7	4	6	2	2	0	2	3	0	5
7	Essential Commodities Act, 1955	6	6	4	21	6	8	10	9	3	2	1	0	1	1	2
8	Dowry Prohibition Act, 1961	0	0	0	0	0	0	0	1	0	0	1	0	1	0	0
9	Copyright Act, 1957	6	0	1	0	3	1	2	3	2	0	1	2	10	2	0
10	Forest Act, 1927	0	1	0	1	0	0	0	0	0	0	0	0	0	1	0
11	Information Technology Act, 2000								47	45	39	35	63	85	117	105
12	Electricity Act, 2003								2	2	1	0	1	0	0	0
13	Unlawful Activities (Prevention) Act, 1967								7	10	5	0	2	0	10	7
14	Prevention of Damage to Public Property Act, 1984								9	2	4	11	10	16	11	8
15	Foreigners Act, 1946	13	30	32	33	33	73	51	42	33	21	15	25	21	21	34
16	Juvenile Justice (Care & Protection of Children) Act, 2000								0	0	4	4	4	5	8	2
17	POCSO Act(2012)								48	118	-	242	266	219	328	384
18	Other SLL Crimes	6	19	35	18	31	62	62	15	30	45	31	68	279	263	108
19	Total Cognizable SLL Crimes	123	157	167	135	132	204	209	304	327	216	428	561	772	873	756
20	Total Cognizable Crimes (IPC + SLL)	2202	2475	2615	2640	2887	2761	3468	3983	4406	3582	3951	3482	3897	3744	3428



year-wise Crime Chart



year-wise Crime Chart

